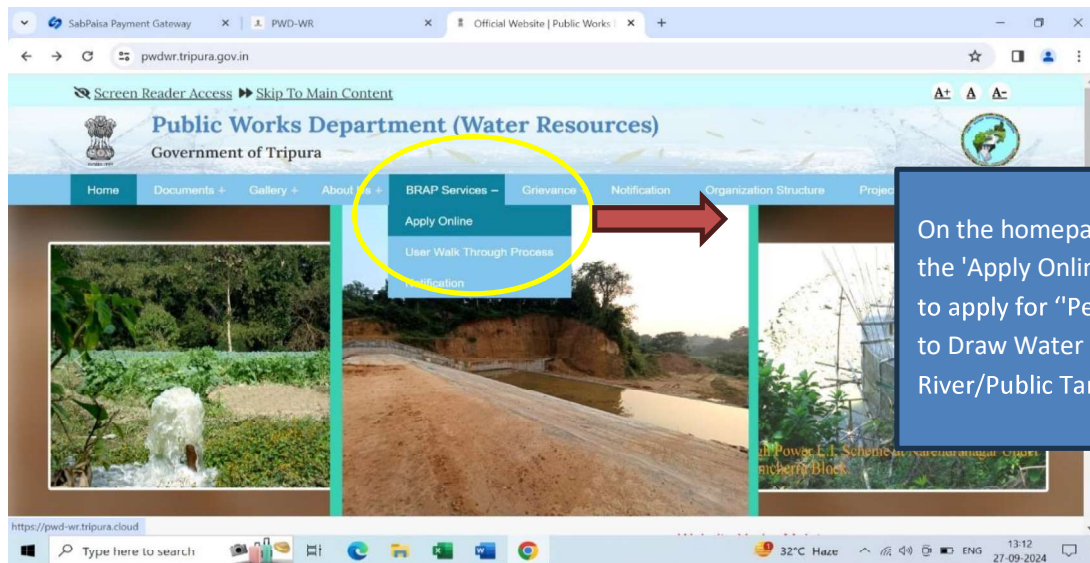
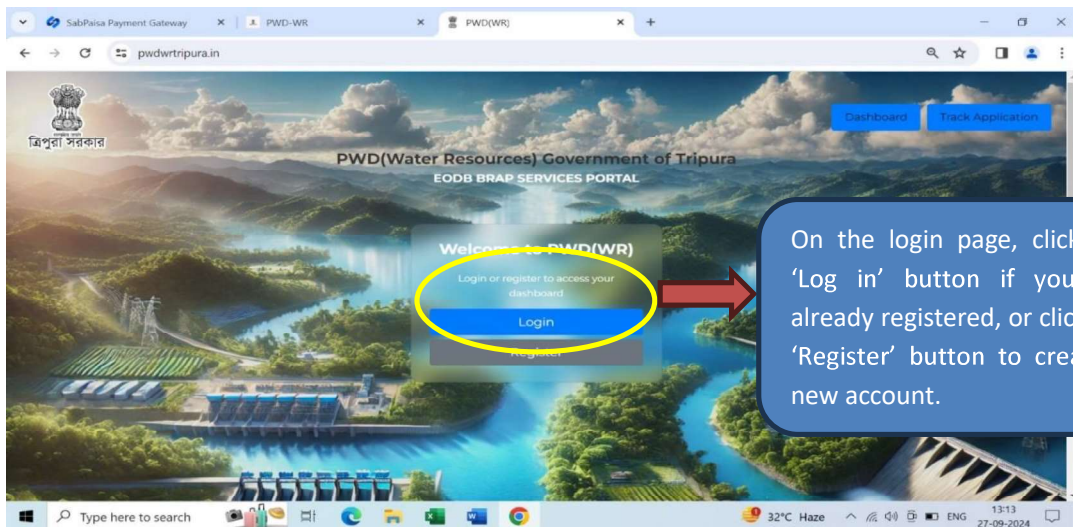


USER APPLICATION FILLUP PROCESS.

1. Please visit the departmental website “www.pwdwr.tripura.gov.in” and click on the ‘**BRAP Services**’ menu then “**Apply Online**” as shown below to draw water from river/public tanks .



2. Click on the ‘**Register**’ option, if you don’t have registered before.



3. Fill the email id, Password and Confirm the Password again and then register.

Register

Email:
Enter Email-Id

Password:
Enter Password

Confirm Password:
Confirm Password

Register

For registration, the user needs to enter an email ID and password, then click the 'Register' button.

4. Click on the 'Log in' button after finishing Registration.

Login

Email:
singha.rinku.4@gmail.com

Password:
.....

Submit

Using their 'Log in' credentials, user will log in to the water resource portal.

5. After Log in user needs fill up the details given on the screen and upload the document given.

Common Application Form

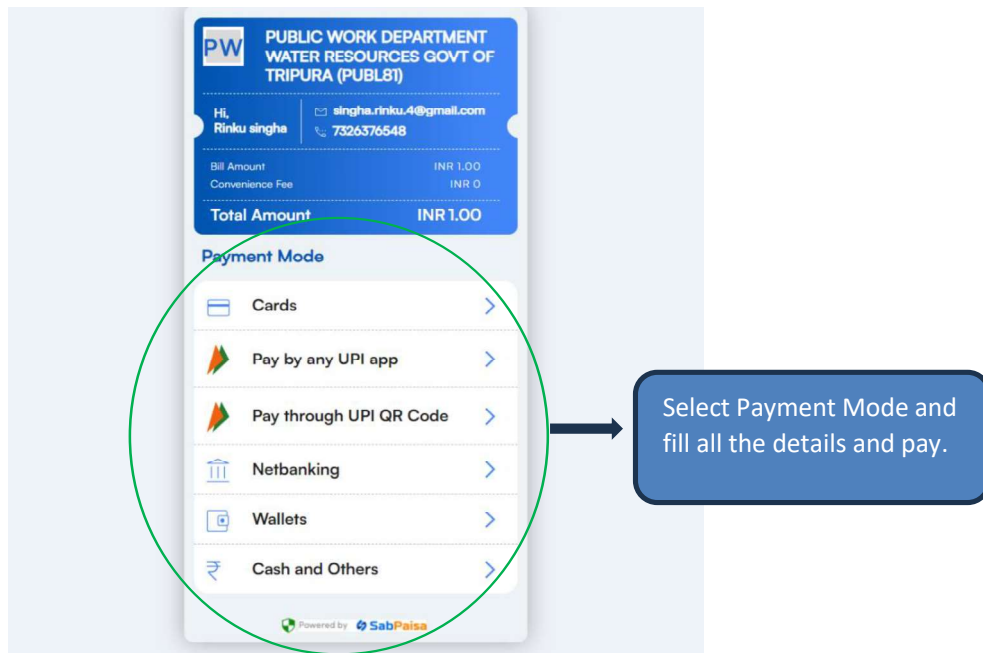
After logging in, the user needs to complete the Common Application Form (CAF) by filling in all the required details

6. Fill the details and submit then the payment option will show. Click on the “pay now” option.

Permission for Extracting Water

To apply for permission to extract water, click on 'Services,' fill in all the required details, and then click the 'Pay Now' button to proceed with the payment.

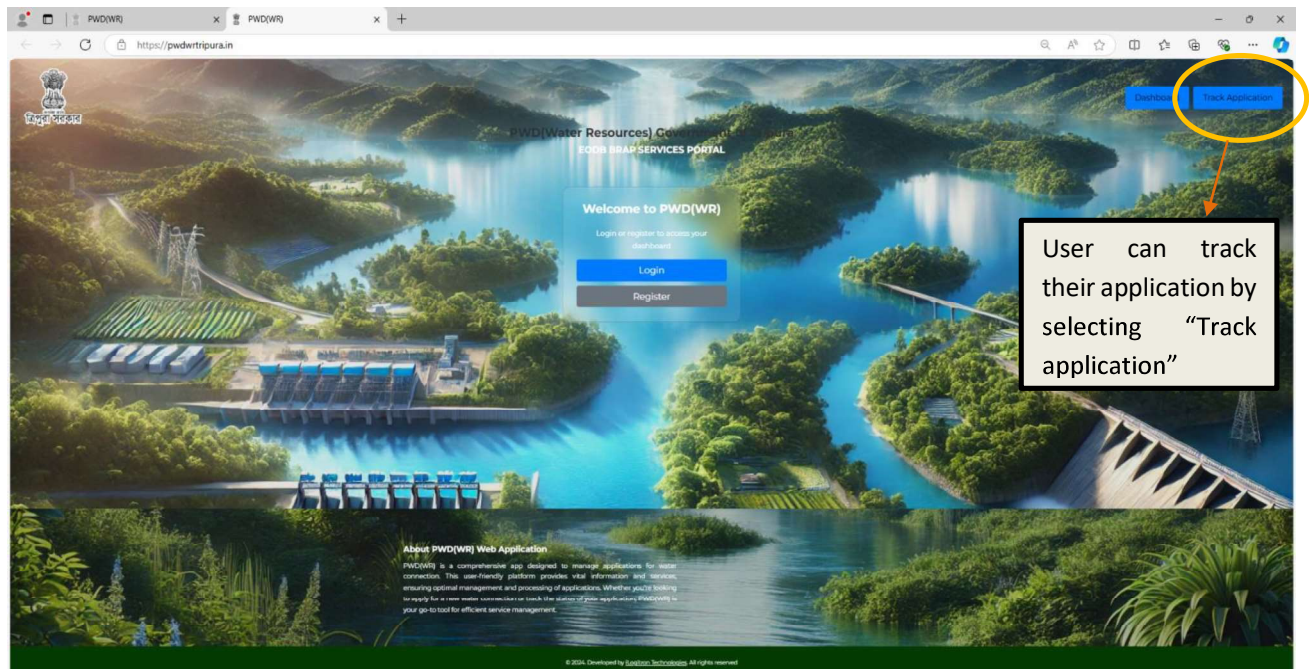
7. Select the Payment Mode and fill the details and pay.



8. Make the payment and the request for the water will be placed to the Departmental Nodal Officer.

Application Tracking

- 1. Applicant can track their application by clicking on “track application”.**



2. User need to put the application number for tracking.

The screenshot shows the "Track Your Application" page. The URL in the browser is <https://pwdwtripura.in/track-application>. The page has a light beige background. At the top, the title "Track Your Application" is centered. Below the title, there is a form with a label "Enter Application Number *". The input field is highlighted with a blue oval, and a red arrow points from it to a text box. The text box contains the text: "User will put the application no. here for tracking status". To the right of the input field, there is a green "Track" button.

3. Upon submission of the application, the current status of the application will be displayed.

Application Status

Status	approved_and_forwarded_to_dno_by_chief_engineer
Payment Status	success
Payment Amount	4.00

Tracking status, Payment status and payment amount is shown here

Generate certificate

1. Log in with the Departmental nodal officer (DNO) Log-in ID on the PWD Water Resource portal.
2. View the details of the consumer applied to draw water from river/public tanks.
3. Click on “Generate certificate” button and generate PDF certificate.

The screenshot shows a web browser window with the URL `pwdwrtripura.in/dno/dno-view-single-application/56`. The page title is "Water Resource Information". The main content area displays the following details:

- Water Resource Type: Surface Water
- Sub Type: Pond
- Water Quantity(In Cubic metre/day): 1
- Latitude and Longitude: 23.856293,91.285708
- Status: approved_and_forwarded_to_dno_by_chief_engineer
- SDO (Working): Gurkhabasti SDO working
- SDO (Investigation): SDO Investigation

Below the details, there are two sections:

- Forward to SDO**: This section contains two dropdown menus for selecting an SDO. The first is labeled "Forward to SDO (Working)" and the second is labeled "Forward to SDO (Investigation)". Both dropdowns currently show "--Select SDO (Working)--" and "--Select SDO (Investigation)--" respectively. Below each dropdown is a blue button labeled "Forward to SDO (Working)" and "Forward to SDO (Investigation)".
- View Certificate**: This section contains a green button labeled "View Uploaded Certificate".

The Windows taskbar at the bottom shows the date and time as 01:10 on 01-10-2024, along with various system icons and a search bar.

Certificate to draw water from river/public tanks.

Certificate of Permission

Application ID: PWDWR-77-ijTEXehR

This certificate is issued to **Liffedrrp** (Business Type: **Mineral Water**) for obtaining permission to draw water from **Surface Water** located at **Kunjaban,agartala, Tripura,799006 West Tripura** Sub-division: **Sadar**, Block: **Agartala Municipal Corporation**

Applicant Details

Business PAN: DYBPT3637R

GSTIN Number:

Authorized Signatory: xxxxx Singha

Authorized Signatory PAN: DYBPT3837R

Water Quantity: 1 cubic meters/day

Latitude and Longitude: 23.856293,91.285708

Issued on: 27 Sep, 2024
Issuing Authority: **PWD (Water Resources)**



Scan to Verify

Scan this bar code and verify
the certificate.

This certificate grants applicants permission to draw water and can be verified by a third party.